TOOL CHEST 8 DRAWER
Part No. K7758

OPERATION MANUAL



⚠ IMPORTANT:

THIS OPERATING MANUAL CONTAINS IMPORTANT SAFETY INFORMATION. READ CAREFULLY AND UNDERSTAND ALL INFORMATION BEFORE OPERATING TOOL. SAVE THIS MANUAL FOR FUTURE USE.

PARTS LIST





Release "Secure Lock" to open each drawer



Ensure drawers are fully closed prior to closing lid and locking the chest



Keys x 2

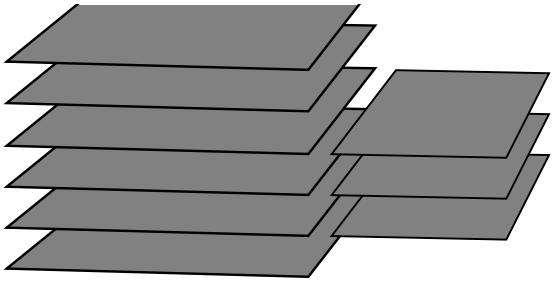

8 x Liners

TOOLS & ASSISTANCE NEEDED



2 People Lift

TOOL CHEST 8 DRAWER
Part No. K7758

PARTS LIST



REPLACEMENT PARTS

ITEM	PART NO.	DESCRIPTION	QUANTITY
1	K7777	Lock & Key	1
2	K7779	Key Only (Specify Key Number)	1
3	K7758-3	Gas Strut	2
4	K7758-4	Top Mould Edge (1)	1
5	K7758-5	Side Carry Handle (1)	1
6	K7758-6	Ball Bearing Slide Set (2)	2
7	K7758-7	Alum Drawer Grip (Small)	1
8	K7758-8	Alum Drawer Grip (Large)	1

ITEM	PART NO.	DESCRIPTION	QUANTITY
9	K7758-9	Small Drawer	1
10	K7758-10	Large Drawer (Shallow)	1
11	K7758-11	Large Drawer (Deep)	1
12	K7758-12	Eva Mat Pack (8)	8
13	K7758-13	Drawer Latch	1
14	K7758-14	Handle Cover	1
15	K7758-15	Rubber Feet (4)	4

KINCROME TOOLS + EQUIPMENT™

National Head Office
National Distribution and Showroom
3 Lakeview Dve, Caribbean Business Park
Scoresby Victoria 3179 Australia
ABN 41 007 185 006

Administration
T (03) 9730 7100 F (03) 9730 7199

Customer Service Centre
T 1300 657 528 F 1300 556 005

E enquiries@kincrome.com.au
W kincrome.com.au