

KINCROME TRADECENTRE

MOBILE PARTS TROLLEY

6 Tray
300mm

K7368

OPERATION MANUAL



IMPORTANT:

This operating manual contains important safety information, read carefully & understand all information before operating the trolley. Save this manual for future use.



Do not open more than one drawer at a time.



Do not step on drawers.



Do not let children near the Toolbox.



Do not separate Chest from Trolley.



Do not exceed Drawer Load Limit



Not suitable for mounting in Vehicles



Set the brake on the locking castors unless your are moving the Toolbox.



Lock drawers and lid before moving the Toolbox.



PARTS LIST



MEASUREMENTS:

WEIGHT: 33 KG

| WIDTH | 298 mm | DEPTH | 461 mm | HEIGHT | 967 mm |
|-------|--------|-------|--------|--------|--------|
|-------|--------|-------|--------|--------|--------|

TOP TRAY:

| WIDTH | 294 mm | DEPTH | 455 mm | HEIGHT | 49 mm |
|-------|--------|-------|--------|--------|-------|
|-------|--------|-------|--------|--------|-------|

SMALL TRAY:

| WIDTH | 249 mm | DEPTH | 410 mm | HEIGHT | 85 mm |
|-------|--------|-------|--------|--------|-------|
|-------|--------|-------|--------|--------|-------|

LARGE TRAY:

| WIDTH | 249 mm | DEPTH | 410 mm | HEIGHT | 180 mm |
|-------|--------|-------|--------|--------|--------|
|-------|--------|-------|--------|--------|--------|

WORK SURFACE RATING: 20KG

TRAY RATING: 15KG (PER TRAY)

CASTOR RATING: 200KG (4 PIECES)

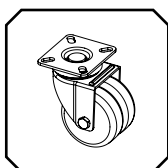
INCLUDED:



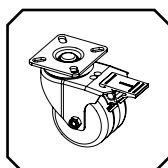
Keys x 2




12mm x 25 Bolts
for Castors



Dual Wheel
Swivel Castors
(2)



Dual Wheel
Swivel Castors
Locking (2)



6 x Tray Liners

**TOOLS & ASSISTANCE
REQUIRED FOR TROLLEY:**



2
People



For Castors:
12mm Spanner

MOBILE PARTS TROLLEY

6 Tray
300mm

K7368

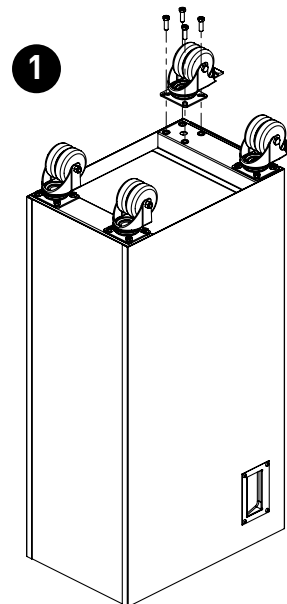
ASSEMBLY INSTRUCTIONS

1 Castor Installing (If applicable)

- Be sure remove the trays and make sure the door is locked and lay the trolley upside down.
- Secure castors to the unit using the 12mm bolts provided.
- Tighten with a 12mm Spanner.
- Repeat this process for the castors on the opposite of the trolley.
- Return the trolley to its upright position.

Caution: Do not over tighten the bolts.

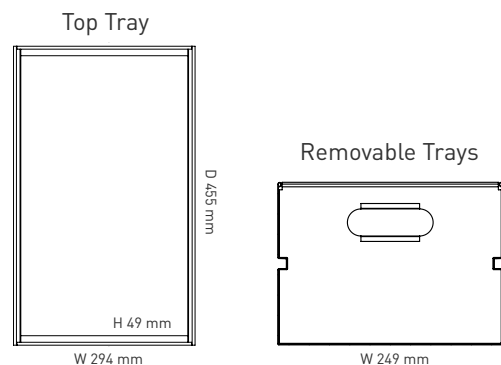
Caution: Both locking castors must be fitted to front of trolley.



MAINTENANCE

- Periodically tighten all hardware
- Periodically lubricate castors
- Lubricate the slides twice a year
- Lubricate the lock with graphite annually
- Use a damp Microfibre cloth to clean all surfaces
- Use stainless steel cleaner, to clean stainless steel surfaces

TECHNICAL SPECIFICATIONS



TOP TRAY:

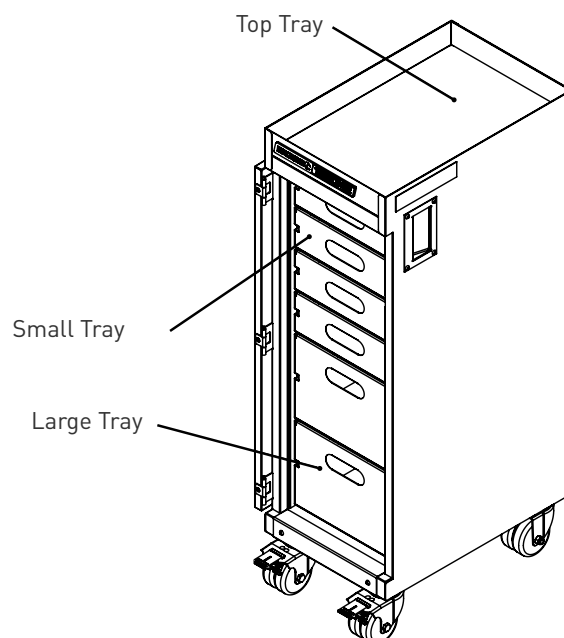
| WIDTH | 294 mm | DEPTH | 455 mm | HEIGHT | 49 mm |
|-------|--------|-------|--------|--------|-------|
|-------|--------|-------|--------|--------|-------|

SMALL TRAY:

| WIDTH | 249 mm | DEPTH | 410 mm | HEIGHT | 85 mm |
|-------|--------|-------|--------|--------|-------|
|-------|--------|-------|--------|--------|-------|

LARGE TRAY:

| WIDTH | 249 mm | DEPTH | 410 mm | HEIGHT | 180 mm |
|-------|--------|-------|--------|--------|--------|
|-------|--------|-------|--------|--------|--------|



KINCROME TRADECENTRE

MOBILE PARTS TROLLEY

6 Tray
300mm

K7368

PARTS LIST



SPARE PARTS

| ITEM | PART NO. | DESCRIPTION | QUANTITY |
|------|----------|---------------------------|----------|
| 1 | K7368-1 | Latch & Key | 1 |
| 2 | K7367-2 | Key Only (Specify Number) | 1 |
| 3 | K7367-8 | Side Handle | 2 |
| 4 | K7368-3 | Stainless Steel Top | 1 |
| 5 | K7368-4 | Castor Pack (4) | 1 |
| 6 | K7368-5 | Castor Bolt & Washer Pack | 1 |

| ITEM | PART NO. | DESCRIPTION | QUANTITY |
|------|----------|----------------------------|----------|
| 7 | K7368-6 | Stainless Steel Kick Panel | 1 |
| 8 | K7368-7 | EVA Liner Pack | 6 |
| 9 | K7366-11 | Trade Centre Badge | 1 |
| 10 | K7399 | T/Centre Matched Pack (10) | 1 |

National Head Office
National Distribution and Showroom
3 Lakeview Dve, Caribbean Business Park
Scoresby Victoria 3179 Australia
ABN 41 007 185 006

Administration
T (03) 9730 7100 F (03) 9730 7199
E enquiries@kincrome.com.au
W kincrome.com.au

Customer Service Centre
T 1300 657 528 F 1300 556 005

Made to Kincrome Tools & Equipment Pty Ltd global specifications and quality standards in China



A family
owned
Australian
business

Australia & Global
www.kincrome.com.au
enquiries@kincrome.com.au